



The terms used most frequently in calligraphy are given here - it is essential that students understand that the thick and thin strokes are governed by two things

1. The pen angle
2. The direction the pen is travelling, it has nothing to do with using more or less pressure.




fig.3




fig.4

In fig.3 the pen has been held at 30° all the time. The arrows indicate which direction the pen has been pulled. If the pen angle is increased, the thickness of the strokes is decreased fig.4. Different styles use different pen angles. The pen angle for this style is illustrated on the top of each module sheet as a reminder.

## Some of the Terms used in Calligraphy

NIB WIDTH = the widest line that a nib can make

PEN ANGLE = the angle of the nib on the page to the writing line

'X' HEIGHT = the size of the body of the letter always given in nib widths

ASCENDER = the part of the letter going up - " " " " "

DESCENDER = the part of the letter going down " " " " "

COUNTER = the enclosed space within a letter

BOWL = the curved strokes which enclose a counter

MAJUSCULE & MINUSCULE = upper (capital) and lower case letters

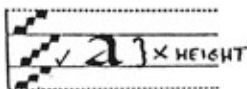
NIB WIDTH



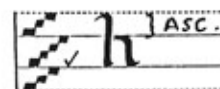
PEN ANGLE



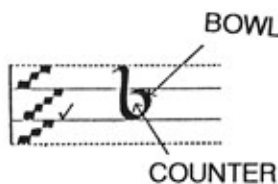
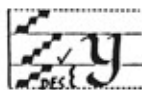
'X' HEIGHT



ASCENDER



DESCENDER



MAJUSCULE & MINUSCULE

All the styles in this series i.e. Roman roundhand, Italic, Gothic and Uncial, use the same straight edged nib, a Manuscript 2B (or any other 1.5mm nib). Lefthanded students will find the oblique nib helpful, they need to get their wrists well round and take care that they do not tip the nib onto the edge.

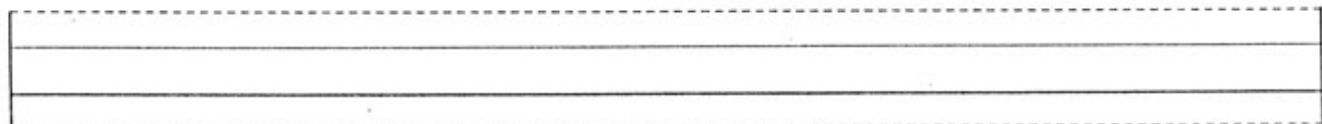
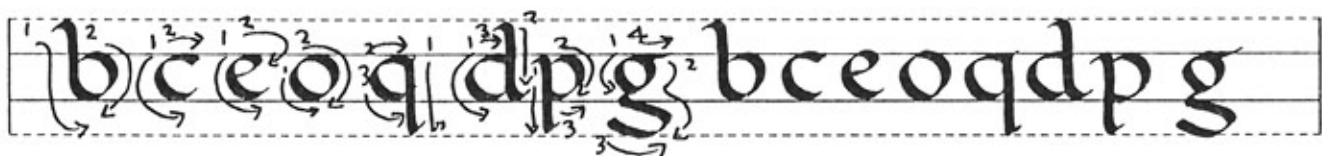

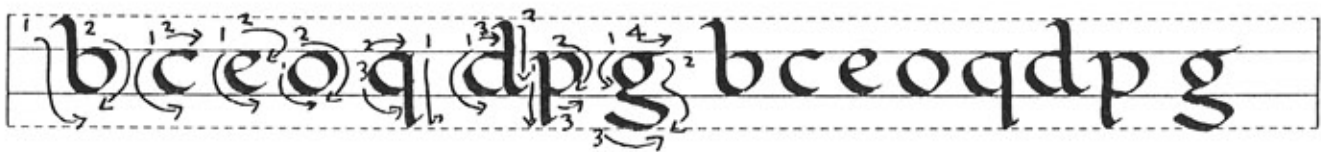

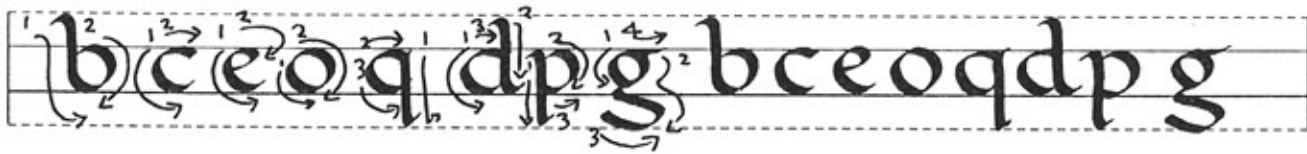







Printable Guide:

## Roman Round Hand Practice Guidelines

'X' height is 4, Ascenders and Descenders 3, pen angle 30 degrees.









Printable Guide:

## Roman Round Hand Practice Guidelines

'X' height is 4, Ascenders and Descenders 3, pen angle 30 degrees.








Printable Guide:

## Roman Round Hand Practice Guidelines

'X' height is 4, Ascenders and Descenders 3, pen angle 30 degrees.

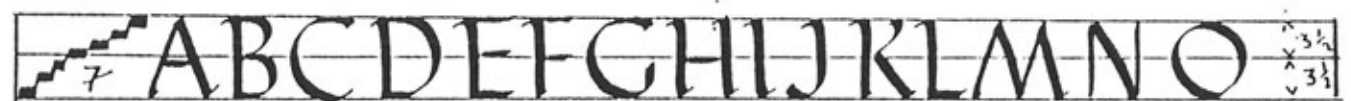




Printable Guide:

## Roman Round Hand Practice Guidelines

'X' height is 4, Ascenders and Descenders 3, pen angle 30 degrees.





Printable Guide:

## Roman Round Hand Practice Guidelines

'X' height is 4, Ascenders and Descenders 3, pen angle 30 degrees.

✓ Happy Birthday Thank You

✓

✓ Merry project English

✓

✓ beautiful great Mother

✓

✓ think all the while

✓

✓ a few words for practice only

✓

✓





Printable Guide:

## Roman Round Hand Practice Guidelines

'X' height is 4, Ascenders and Descenders 3, pen angle 30 degrees.

